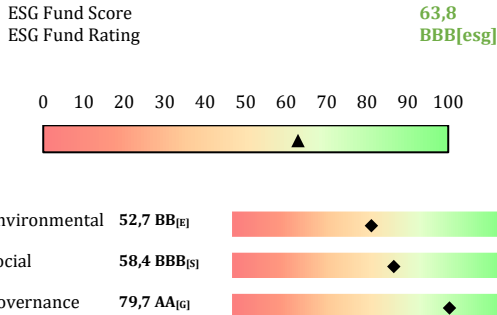
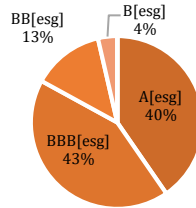


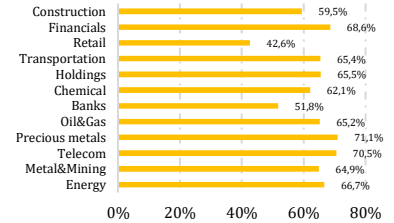
ESG Fund Score & Rating



Fund ESG Rating distribution (weighted)



Fund ESG score per sector (weighted)



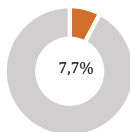
Fund information

ISIN / Code	RU000A101R66
Registration number	4057
Country	Russia
Fund currency	RUB
Exchange	MOEX
Fund type	ETF
Investment object	Index
iNAV ticker	ESGRA
Moscow Exchange ticker	ESGR
Bloomberg code	ESGR RX

Fund ESG scorecard

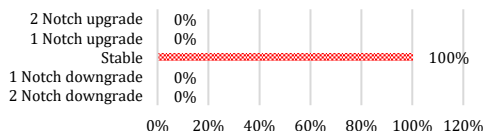
	Theme	Weight	Score
E	Natural Resources	10,3%	58,5
	Pollution	7,8%	64,0
	Climate Change	9,1%	45,4
	General Environmental Risks	6,5%	52,1
	Environmental Asset Portfolio	1,2%	11,3
S	Human Capital	16,2%	60,0
	Corporate Social Responsibility	9,3%	66,9
	General Social Risks	4,1%	36,5
	Social Asset Portfolio	1,2%	44,8
G	Corporate Structure	19,4%	85,4
	Corporate Behavior	15,1%	75,5

Share of companies facing severe* controversies



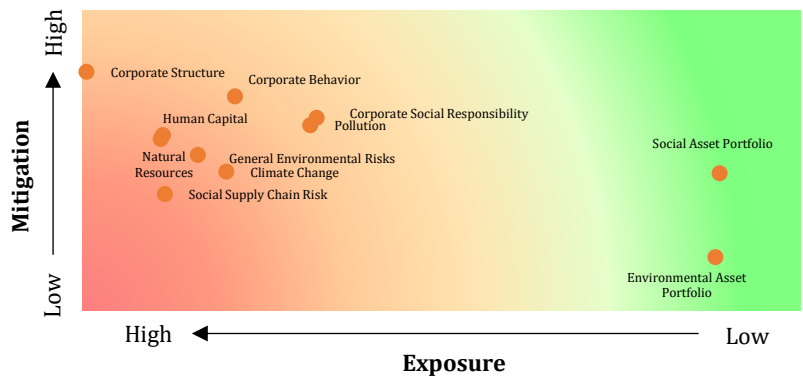
* Weight higher or equal to 50%

ESG Rating trend in the past three months



Exposure to flagged sectors - No

Exposure vs Mitigation



Summary

RAEX-Europe has reassessed the ESG Score of RSHB - Moscow Exchange Index - RSPP Vector of sustainable development, total return at 63,8 (equivalent to a rating of BBB_{ESG}), a score that remains unchanged from our previous revision. This means that the management of ESG related risks remains at a Moderately high level. On this occasion, the mix in the fund remained practically unchanged, while we saw no changes in the ESG ratings of the individual companies. Overall, most of the companies continue to strongly mitigate risks related to corporate structure, corporate behavior, pollution and CSR. However, anti-corruption practices remain weak. The adequacy of policies and programs for carbon emissions and renewable energy utilization are favorable and climate change adaptation remains widely ignored. Finally, environmental and social asset portfolios of banks remain very depressed in terms of disclosure of results and adequacy of policies.

Strengths:

- ❖ Corporate Structure
- ❖ Corporate Behavior
- ❖ Corporate Social Responsibility

Weaknesses:

- ❖ Social Supply Chain Risk
- ❖ Climate Change
- ❖ General Environmental Risks
- ❖ Environmental asset portfolio (Banks)

Top-5 holdings

Holding	Industry	Portfolio Weight	ESG Score / Rating	Highest score	Lowest score
Polymetal	Metal&Mining	2,94%		Stakeholder engagement	Pollution
Lukoil	Oil&Gas	5,16%		Corporate Structure	(E) Supply Chain
NLMK	Metal&Mining	3,77%		CSR	Natural Resources
Inter RAO	Energy	4,21%		Corporate Structure	(S) Supply Chain
Polyus	Precious metals	3,81%		Corporate Structure	(E) Supply Chain

Bottom-5 holdings

Holding	Industry	Portfolio Weight	ESG Score / Rating	Highest score	Lowest score
Magnit	Retail	3,60%		Corporate Structure	Pollution
VTB	Banks	3,62%		Corporate Behavior	(E) Asset portfolio
Sberbank	Banks	3,77%		Corporate Structure	(E) Asset portfolio
Nornickel	Metal&Mining	2,72%		Corporate Behavior	(S) Supply Chain
Tatneft	Oil&Gas	3,33%		Corporate Structure	(S) Supply Chain

Disclaimer

The Agency disclaims all liability in connection with any consequences, interpretations, conclusions, recommendations and other actions directly or indirectly related to the conclusions and opinions contained in the Agency's ESG Rating Reports.

This ESG Rating Report represents the opinion of Rating-Agentur Expert RA GmbH and is not a recommendation to buy, hold or sell any securities or assets, or to make investment decisions.

© 2021 Rating-Agentur Expert RA GmbH, Germany, All Rights Reserved.

Table 1. Fund ESG scoring per section

Holding	Country	Industry	Portfolio Weight	ESG Score	Natural Resources	Pollution	Climate Change	General Environmental Risks	Environmental asset portfolio	Human Capital	Corporate Social Responsibility	General Social Risks	Social asset portfolio	Corporate Structure	Corporate Behavior
Inter RAO	Russia	Energy	4,21%												
Normickel	Russia	Metal&Mining	2,72%												
FGC UES	Russia	Energy	4,01%												
NLMK	Russia	Metal&Mining	3,77%												
Rostelecom	Russia	Telecom	4,02%												
Rosseti	Russia	Energy	4,48%												
Severstal	Russia	Metal&Mining	3,56%												
MMK	Russia	Metal&Mining	4,23%												
Polyus	Russia	Precious metals	3,81%												
Lukoil	Russia	Oil&Gas	5,16%												
Rosneft	Russia	Oil&Gas	4,94%												
Sberbank	Russia	Banks	3,77%												
Phosagro	Russia	Chemical	5,75%												
Sistema	Russia	Holdings	3,23%												
Novatek	Russia	Oil&Gas	3,78%												
Gazprom	Russia	Oil&Gas	5,09%												
Tatneft	Russia	Oil&Gas	3,33%												
Transneft	Russia	Oil&Gas	4,28%												
Rushydro	Russia	Energy	3,07%												
Aeroflot	Russia	Transportation	2,76%												
Magnit	Russia	Retail	3,60%												
Polymetal	Russia	Metal&Mining	2,94%												
Petropavlovsk	Russia	Metal&Mining	3,64%												
MOEX	Russia	Financials	2,90%												
VTB	Russia	Banks	3,62%												
LSR	Russia	Construction	3,38%												

C[esg]

AAA[esg]



For further information contact:

Disclaimer

The Agency disclaims all liability in connection with any consequences, interpretations, conclusions, recommendations and other actions directly or indirectly related to the conclusions and opinions contained in the Agency's ESG Rating Reports.

This ESG Rating Report represents the opinion of Rating-Agentur Expert RA GmbH and is not a recommendation to buy, hold or sell any securities or assets, or to make investment decisions.

© 2021 Rating-Agentur Expert RA GmbH, Germany, All Rights Reserved.

Responsible expert:

Hector Alvarez, Associate Director of RAEX-Europe
+49-693-085-4500, ext. 1213
alvarez@raexpert.eu

Reviewer:

Denys Anokhov, Rating Associate of RAEX-Europe
+49-693-085-4500, ext. 1212
anokhov@raexpert.eu

Rating-Agentur Expert RA GmbH (RAEX-Europe)

Walter-Kolb-Strasse 9-11,
60594 Frankfurt am Main, Germany
+49-693-085-4500
E-mail: info@raexpert.eu
www.raexpert.eu

Disclaimer

The Agency disclaims all liability in connection with any consequences, interpretations, conclusions, recommendations and other actions directly or indirectly related to the conclusions and opinions contained in the Agency's ESG Rating Reports.

This ESG Rating Report represents the opinion of Rating-Agentur Expert RA GmbH and is not a recommendation to buy, hold or sell any securities or assets, or to make investment decisions.

© 2021 Rating-Agentur Expert RA GmbH, Germany, All Rights Reserved.